



پاکستان نرسنگ کونسل کے آن لائن رجسٹریشن سسٹم

میں خوش آمدید

اس سسٹم کے ذریعے آپ نہ صرف با آسانی (پی این سی) رجسٹریشن کرا سکتے ہیں بلکہ دوسری سہولیات جیسا کہ (پی این سی) کارڈ کی مدد کو بڑھانا، نئی تعلیمی قابلیت کا اندراج کرانا، اور عارضی یا پرووینل رجسٹریشن حاصل کرنے جیسی سہولیات بھی حاصل کر سکتے ہیں۔

The screenshot displays the website for the Pakistan Nursing Council. The browser address bar shows 'online.pnc.org.pk'. The website header includes the council's logo and a 'SIGN UP | LOGIN' link. A green navigation bar contains the following menu items: Home, About the Council, Functions of PNC, Fee Structure, PNC's Online Services, Statistics, Downloads, Links, and Contact Us. The main content area features a carousel slide with the text: 'Keeping the public safe: What does the Council do? The Nursing Council of Pakistan's primary function is to protect the health and safety of members of the public by ensuring that nurses are registered, competent and fit to practise.' Below the text is a 'Find Out More' button. The slide image shows a woman in a white headscarf receiving a certificate from another woman. Below the carousel, there are three circular icons: a registered trademark symbol (®), a checkmark, and another checkmark. The URL 'online.pnc.org.pk/#myCarousel' is visible in the bottom left corner.


اس کے علاوہ اس سسٹم میں وقت کے ساتھ ساتھ مزید سہولیات کا اضافہ بھی کیا جا رہا ہے۔

The screenshot displays the website interface for the Pakistan Nursing Council (PNC) with the following sections:

- Online Registration:** In only five (5) simple steps, you will be able to apply online or track the progress of an application using our FREE Online Check Application status service. [Visit Online Registration »](#)
- Online Renewal:** Renewing your license online is fast and easy. You can update your home address and statistical information during the process. You will be able to apply online or track the progress of an application using our FREE Online Check Application status service. [Visit Online Renewal Now »](#)
- Online Verification:** Verify Person's Licence and track the progress of an application using our Online Verification service. [Launching Soon »](#)
- Online Nursing Examination:** Anyone who wants to practice as a registered or practical nurse in the Pakistan must be licensed by the Pakistan Nursing Council. To obtain this license, one must pass the National Council Licence Examination for Registered Nurses. [Launching Soon »](#)
The schedule and result of the Exams will also be published online on Pakistan Nursing Council Site.
- File a Complaint Online:** Submit a new complaint online about your application issues to Pakistan Nursing Council. [Submit a Complaint Now »](#)
- PNC Nursing Statistics:**

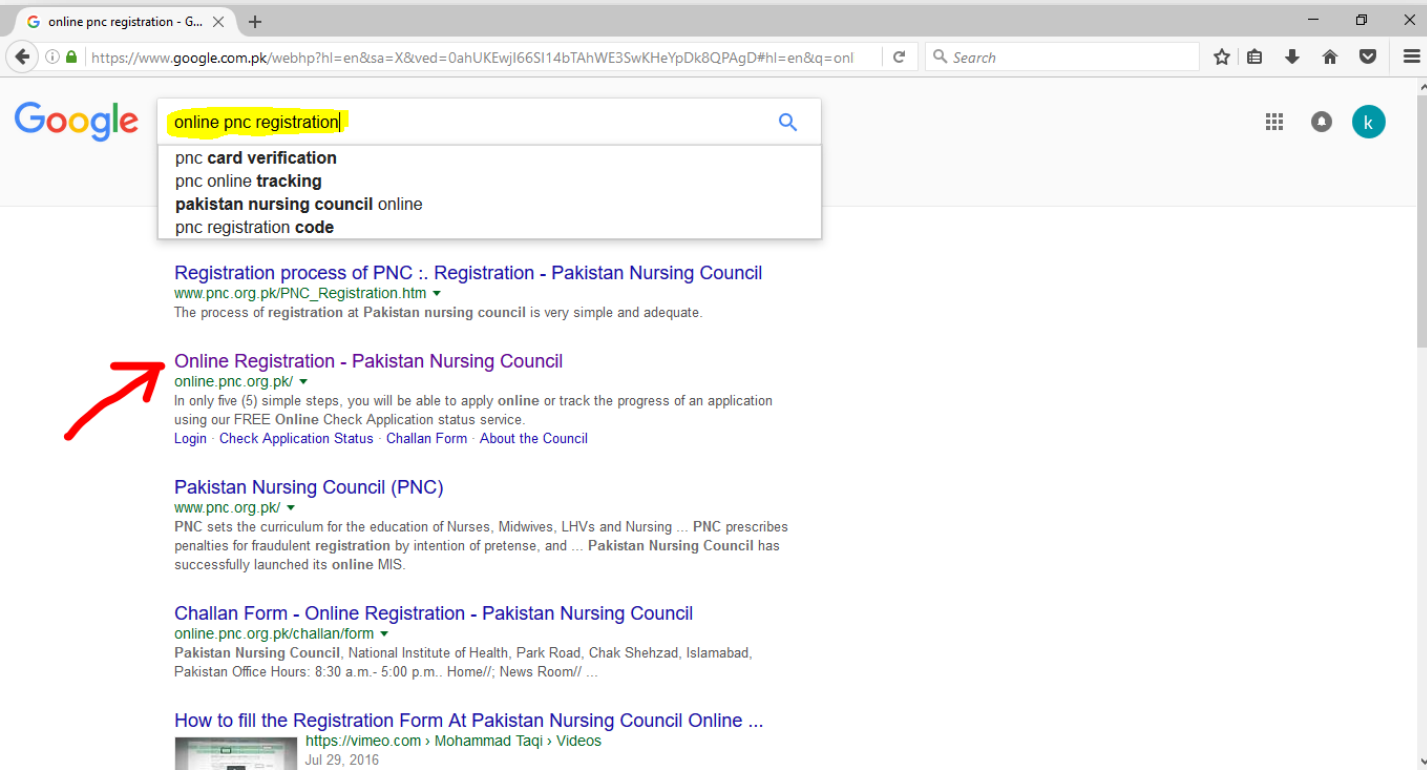
Description	Active
Registered Nurses	72,322
Registered Lady Health Visitors	12,389
Registered Midwives	14,331
Registered Community Midwives	983
Registered Licensed Practical Nurses	196

اس سسٹم تک رسائی کے لئے اپنے کمپیوٹر کے براؤزر جیسا کہ گوگل کروم یا فائرفاکس میں online.pnc.org.pk ٹائپ کریں۔



The screenshot shows a web browser window with the URL online.pnc.org.pk/login. The page features the Pakistan Nursing Council logo and a navigation menu with links: Home, About the Council, Functions of PNC, Fee Structure, and PNC's Online Services. The main content area is divided into two sections. The left section, titled "Applying For First Time", contains the text "IF You are applying for the First Time at Pakistan Nursing Council for the Licence." and a green button labeled "Click Here To Make an Online Account". The right section, titled "Login To Pakistan", contains the text "Enter CNIC and Pa" and a form field for "User ID (Enter Your CNIC Number)*" with the value "12345-1234567-8". Below the form field, it says "Use your CNIC ID as User ID e.g. 00000-0000000-0".

اگر آپکو یہ ایڈریس یاد نہ رہے تو آپ کسی سرچ انجن، جیسا کہ گوگل کے ذریعے بھی (پی این سی) کی آن لائن رجسٹریشن ویب سائٹ کو تلاش کر سکتے ہیں۔



The screenshot shows a Google search for "online pnc registration". The search bar contains the text "online pnc registration". Below the search bar, a dropdown menu lists several suggestions: "pnc card verification", "pnc online tracking", "pakistan nursing council online", and "pnc registration code". The search results page displays several links related to the Pakistan Nursing Council (PNC). A red arrow points to the first result, "Online Registration - Pakistan Nursing Council", which includes the URL "online.pnc.org.pk/" and a brief description of the registration process. Other results include "Registration process of PNC : Registration - Pakistan Nursing Council", "Pakistan Nursing Council (PNC)", "Challan Form - Online Registration - Pakistan Nursing Council", and "How to fill the Registration Form At Pakistan Nursing Council Online ...".

Registration process of PNC : Registration - Pakistan Nursing Council
www.pnc.org.pk/PNC_Registration.htm
The process of registration at Pakistan nursing council is very simple and adequate.

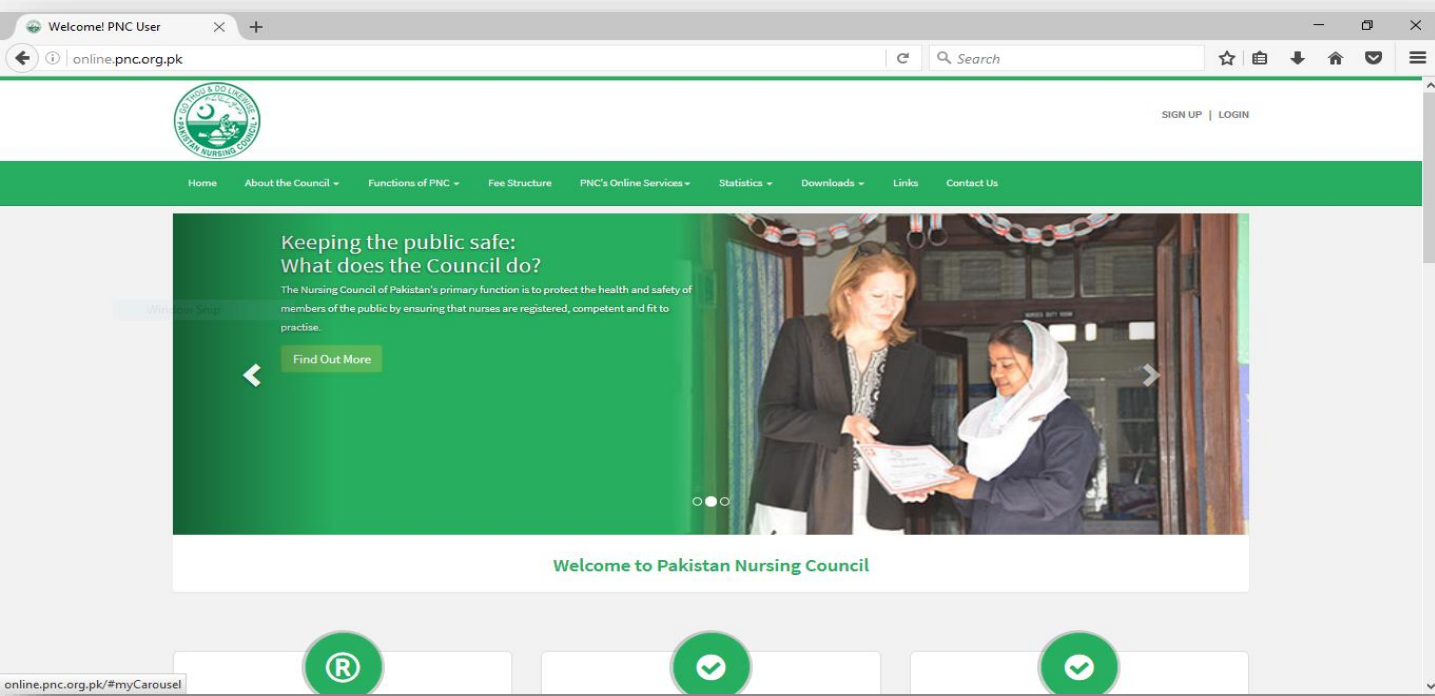
Online Registration - Pakistan Nursing Council
online.pnc.org.pk/
In only five (5) simple steps, you will be able to apply online or track the progress of an application using our FREE Online Check Application status service.
Login · Check Application Status · Challan Form · About the Council

Pakistan Nursing Council (PNC)
www.pnc.org.pk/
PNC sets the curriculum for the education of Nurses, Midwives, LHVs and Nursing ... PNC prescribes penalties for fraudulent registration by intention of pretense, and ... Pakistan Nursing Council has successfully launched its online MIS.

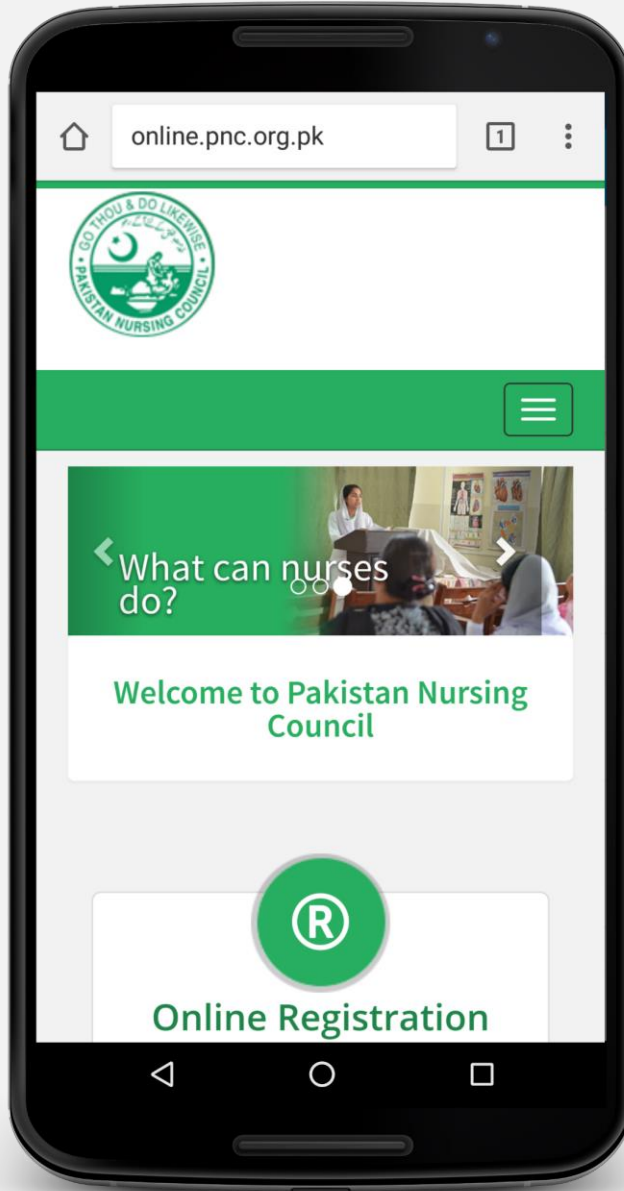
Challan Form - Online Registration - Pakistan Nursing Council
online.pnc.org.pk/challan/form
Pakistan Nursing Council, National Institute of Health, Park Road, Chak Shehzad, Islamabad.
Pakistan Office Hours: 8:30 a.m. - 5:00 p.m.. Home/; News Room/ ...

How to fill the Registration Form At Pakistan Nursing Council Online ...
https://vimeo.com › Mohammad Taqi › Videos
Jul 29, 2016

اگر آپ کسی کمپیوٹر یا لیپ ٹاپ وغیرہ پر یہ ویب سائٹ کھولیں گے تو آپ کو کچھ اس طرح کی سکرین نظر آئے گی۔



آپ اپنے سمارٹ فون کے ذریعے بھی اس ویب سائٹ کو کھول سکتے ہیں لیکن ویب سائٹ تھوڑی سی مختلف نظر آئے گی۔



آن لائن اکاؤنٹ بنانا

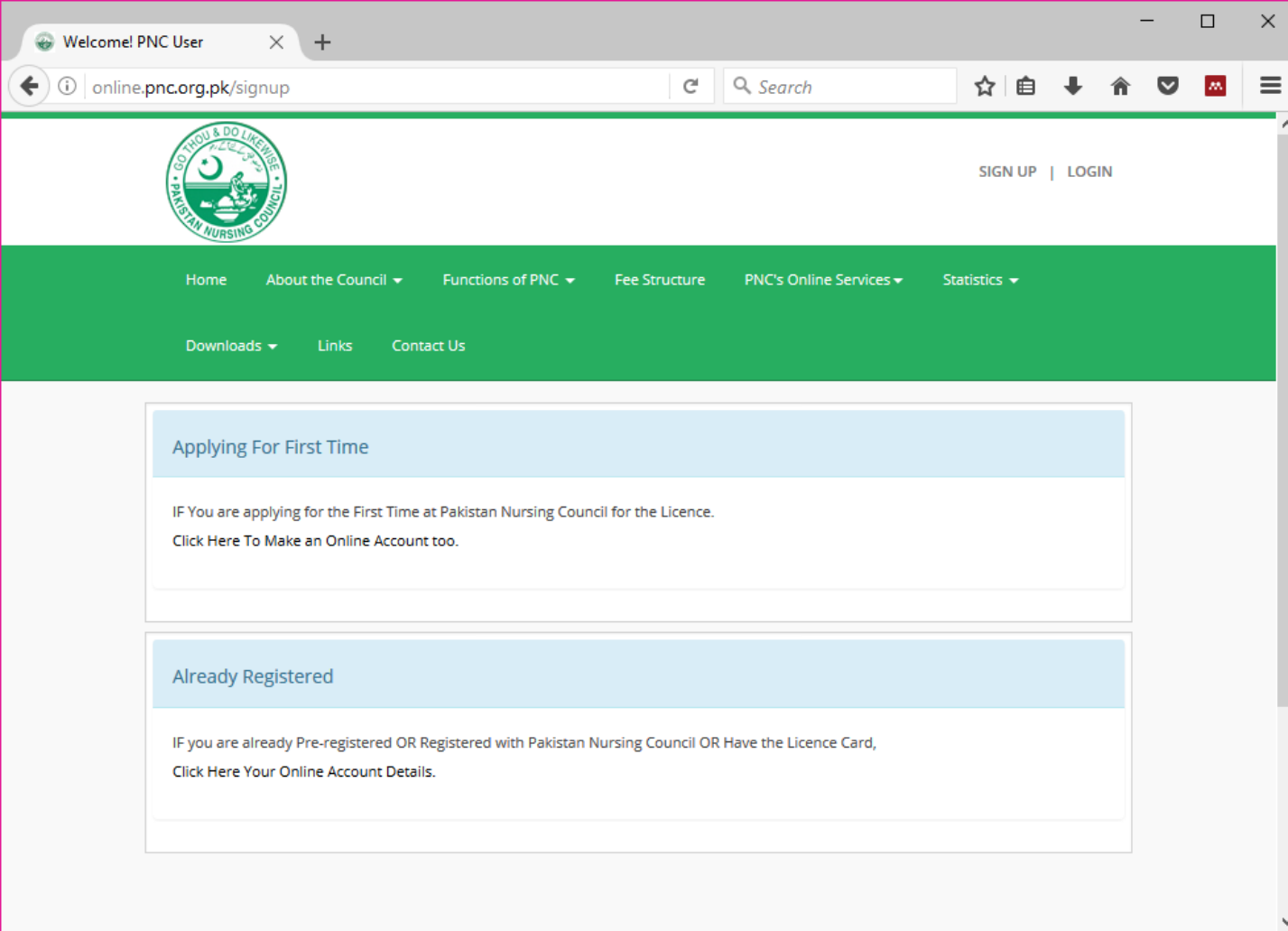
آن لائن سہولیات استعمال کرنے کے لئے آپ کو (پی این سی) کا آن لائن اکاؤنٹ درکار ہوگا۔

اگر آپ نے پہلے سے یہ اکاؤنٹ بنایا ہوا ہے تو سکرین کے دائیں جانب اوپر کی طرف لاگ ان کے آپشن کا انتخاب کیجیے۔

اگر پہلے سے آپ کے پاس (پی این سی) کا آن لائن اکاؤنٹ نہیں تو نیا اکاؤنٹ بنانے کے لئے سائن اپ کے آپشن کا انتخاب کیجیے۔

The screenshot shows the website of the Pakistan Nursing Council. The browser address bar displays 'online.pnc.org.pk'. The website header includes the PNC logo and navigation links: Home, About the Council, Functions of PNC, Fee Structure, PNC's Online Services, Statistics, Downloads, Links, and Contact Us. A yellow arrow points to the 'SIGN UP | LOGIN' link in the top right corner. The main content area features a banner with the text 'Keeping the public safe: What does the Council do?' and a 'Find Out More' button. Below the banner, there is a 'Welcome to Pakistan Nursing Council' message and a carousel of three items, each with a green circular icon (a registered trademark symbol, a checkmark, and another checkmark).

سائن اپ کے آپشن کا انتخاب کرنے پر آپ کے پاس یہ سکرین کھل جائے گی۔



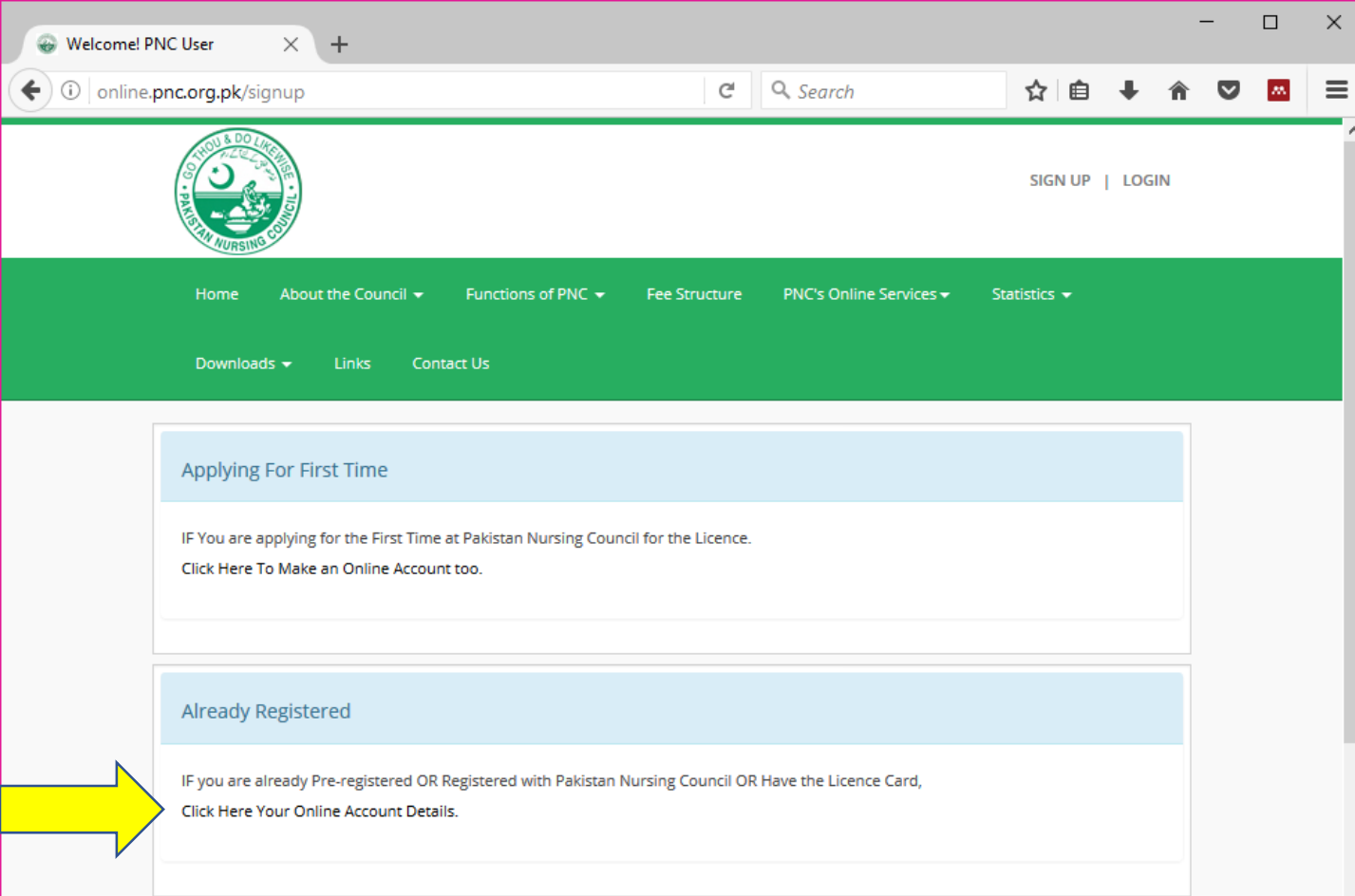
The screenshot shows a web browser window with the URL online.pnc.org.pk/signup. The page features the PNC logo and navigation links. The main content area is divided into two sections:

- Applying For First Time**
IF You are applying for the First Time at Pakistan Nursing Council for the Licence.
[Click Here To Make an Online Account too.](#)
- Already Registered**
IF you are already Pre-registered OR Registered with Pakistan Nursing Council OR Have the Licence Card,
[Click Here Your Online Account Details.](#)

آن لائن اکاؤنٹ بنانا

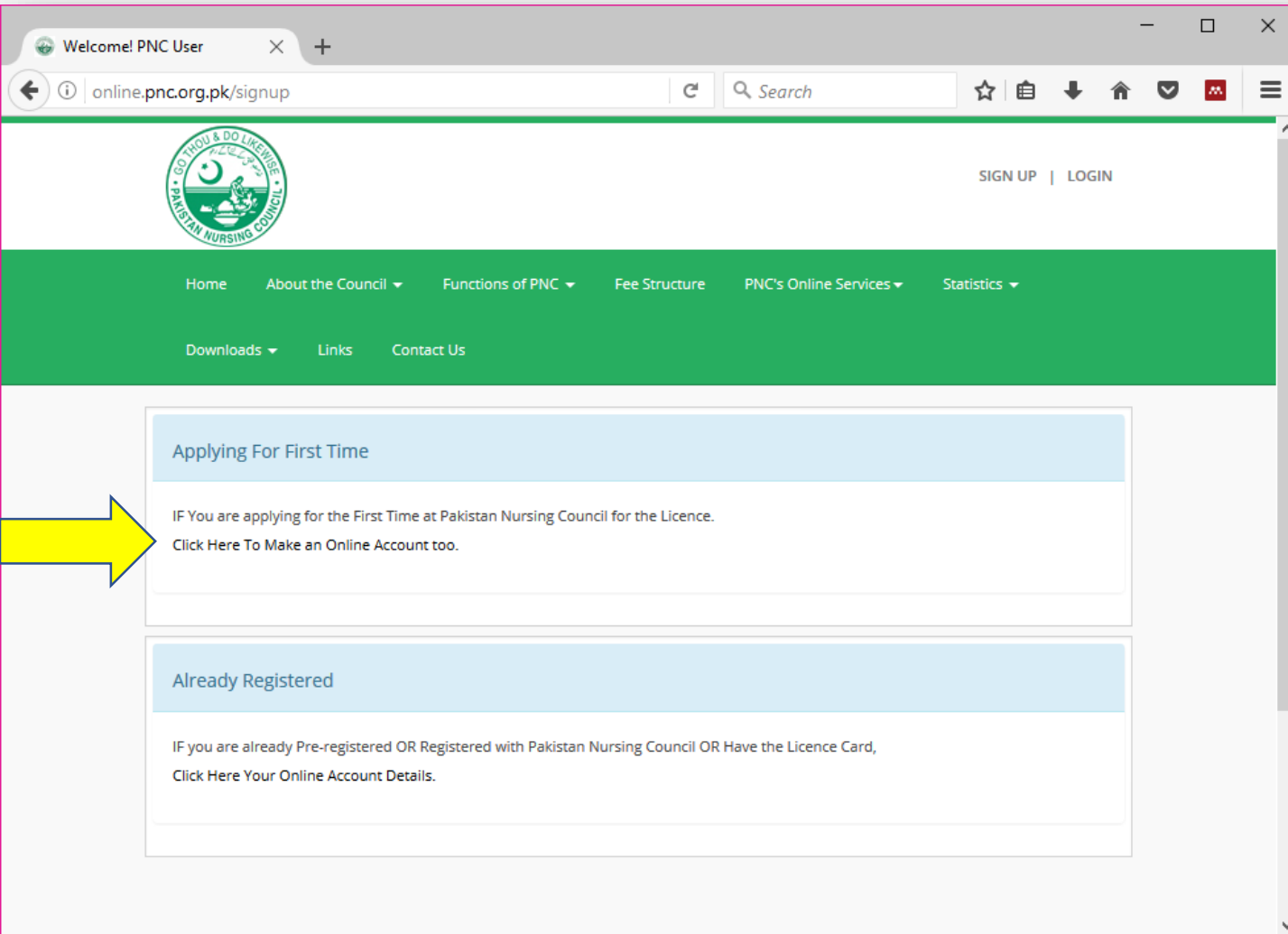
آپ کے پہلے سے پاکستان نرسنگ کونسل سے رجسٹرڈ ہونے کی صورت میں سسٹم آپ کی پہلے سے موجود معلومات کو استعمال کرتے ہوئے آپ کا آن لائن اکاؤنٹ بنائے گا۔ جبکہ دوسری صورت میں آپ کو شروع سے معلومات فراہم کرنا ہوگی۔

اگر آپ پہلے سے (پی این سی) سے رجسٹرڈ ہیں تو یہاں کلک کریں۔



The screenshot shows the website of the Pakistan Nursing Council. The browser address bar displays "online.pnc.org.pk/signup". The website header includes the PNC logo and navigation links for "SIGN UP" and "LOGIN". A green navigation bar contains the following menu items: Home, About the Council, Functions of PNC, Fee Structure, PNC's Online Services, Statistics, Downloads, Links, and Contact Us. The main content area features two sections: "Applying For First Time" and "Already Registered". The "Applying For First Time" section contains the text: "IF You are applying for the First Time at Pakistan Nursing Council for the Licence. Click Here To Make an Online Account too." The "Already Registered" section contains the text: "IF you are already Pre-registered OR Registered with Pakistan Nursing Council OR Have the Licence Card, Click Here Your Online Account Details." A yellow arrow points to the "Click Here Your Online Account Details" link in the "Already Registered" section.

اگر آپ پہلے سے (پی این سی) سے رجسٹرڈ نہیں ہیں تو یہاں کلک کریں۔



The screenshot shows a web browser window with the URL online.pnc.org.pk/signup. The page features the Pakistan Nursing Council logo and navigation links. A yellow arrow points to the 'Applying For First Time' section, which contains the following text:

Applying For First Time

IF You are applying for the First Time at Pakistan Nursing Council for the Licence.
Click Here To Make an Online Account too.

Already Registered

IF you are already Pre-registered OR Registered with Pakistan Nursing Council OR Have the Licence Card,
Click Here Your Online Account Details.

اگلی سکرین پر پوری احتیاط سے اپنے درست قوائف کا اندراج کریں اور نیا پاس ورڈ بنائیں۔ آپ کا قومی شناختی کارڈ نمبر اور پاس ورڈ اس ویب سائٹ میں لاگ ان ہونے کے لیے درکار ہوگا۔ پاس ورڈ ایسا رکھیں جو آپ کو یاد رہے لیکن اتنا آسان نہ ہو کہ آپ کے علاوہ کوئی اور آسانی سے اندازہ لگا سکے۔ اپنا نام، یا اپنا فون نمبر وغیرہ پاس ورڈ کے طور پر ہرگز نہ رکھیں۔

>Welcome! PNC User

online.pnc.org.pk/register/

Home About the Council Functions of PNC Fee Structure PNC's Online Services Statistics Downloads Links Contact Us

Create Your Account At PNC Portal

Carefully enter your correct CNIC number
Remember your password
This CNIC and password will be used to login this website

Applying For First Time

IF You are applying for the First Time at Pakistan Nursing Council for the Licence.
Click Here To Make an Online Account too.

Full Name *

PKN testing

Phone *

01234 567890

Date Of Birth *

01-01-1990

Enter Your CNIC Number *

11111-1111111-1
Use your CNIC ID as User ID e.g. 00000-0000000-0

E-Mail-Address *

example@example.com
Type in your personal e-mail. This e-mail will be used only by PNC. We will use it to send you news updates or other usefull information needed in password recovery, support tickets and other notifications.

Password *

.....

Confirm Password *

.....

Register

Already Registered

IF you are already Pre-registered OR Registered with Pakistan Nursing Council OR Have the Licence Card, Click Here Your Online Account Details.

رجسٹر بٹن کلک کرتے ہی اکاؤنٹ ایکٹیویشن لنک آپ کو ای میل کر دیا جائے گا.

The screenshot displays a web browser window with the URL online.pnc.org.pk/register/check-email. The page features the Pakistan Nursing Council logo on the left and "SIGN UP | LOGIN" on the right. A green navigation bar contains the following menu items: Home, About the Council, Functions of PNC, Fee Structure, PNC's Online Services, Statistics, Downloads, Links, and Contact Us. A central white box contains the message: "An email has been sent to example@example.com. It contains an activation link you must click to activate your account." The footer includes the council's address: "Pakistan Nursing Council, National Institute of Health, Park Road, Chak Shehzad, Islamabad, Pakistan" and office hours: "Office Hours: 8:30 a.m. - 5:00 p.m." A navigation menu at the bottom right lists: HOME // NEWS ROOM // CALENDAR // NOTIFICATION // REPORT FRAUD // FAQs // MAPS // CONTACT US. The copyright notice at the bottom right reads: "Copyright © 2015-2018 Pakistan Nursing Council. All rights reserved."

اپنا ای میل اکاؤنٹ کھولیں اور آپ کو پاکستان نرسنگ کونسل کی طرف سے ای میل کیے گئے ایکٹیویشن لنک کو کلک کریں۔



The screenshot shows a Gmail inbox on a desktop browser. The browser address bar displays the URL: <https://mail.google.com/mail/u/1/#inbox/15b0bcb6645f022a>. The Gmail interface includes a search bar, navigation buttons (back, forward, refresh, etc.), and a list of folders (Inbox, Starred, Sent Mail, Drafts). The main content area shows an email from "Pakistan Nursing Council" with the subject "Welcome Test PNC!". The email body contains the text: "Hello Test PNC! To finish activating your account - please visit http://online.pnc.org.pk/register/confirm/2c_QTH0SwLEE22_AoMi1zJyqcpA2L11pJv56Js2ess4 Regards, the Team." A large yellow arrow points to the activation link. The email is dated "Mar 26 (10 days ago)".

اس لنک کو کلک کرتے ہی اپکا آن لائن اکاؤنٹ مؤثر کر دیا جائے گا.



Welcome, [testing_pnc](#)
DASHBOARD | SIGN OUT

[Home](#) [About the Council](#) [Functions of PNC](#) [Fee Structure](#) [PNC's Online Services](#) [Statistics](#) [Downloads](#) [Links](#) [Contact Us](#) [SIGN OUT](#)

Congrats testing_pnc, your account is now activated.

[Click Log in here](#)

اکاؤنٹ لاگ ان کرنا

اب آپ اپنا قومی شناختی کارڈ نمبر اور پاس ورڈ استعمال کرتے ہوئے
لاگ ان کر سکتے ہیں۔

Applying For First Time

IF You are applying for the First Time at Pakistan Nursing Council for the Licence.

[Click Here To Make an Online Account.](#)

Login To Pakistan Nursing Portal

Enter CNIC and Password to Login

User ID (Enter Your CNIC Number)*

22222-222222-2

Use your CNIC ID as User ID e.g. 00000-0000000-0

Enter Your Password

Remember me

Login

[Forgot your password?](#)

Already Registered

IF you are already Pre-registered OR Registered with Pakistan Nursing Council OR Have the Licence Card.

[Click Here Your Online Account Details](#)

لاگ ان کرتے ہی اپکا آن لائن ڈیش بورڈ کھل جائے گا، سکرین کی بائیں جانب آپکو چھ سٹیپس نظر آئیں گے۔
ایک ایک کر کہ ہر سٹیپ میں اپنی معلومات کا اندراج کریں۔

Welcome to Pakistan Nur... x +

online.pnc.org.pk/user/nhome/ Search

Pakistan Nursing Council Home Dashboard Requirements and Procedure Online Services - Welcome testing pnc -

Welcome To Pakistan Nursing Council's User Portal Welcome testing pnc

Dashboard

- Step 1 - Personal Info >
- Step 2 - Contacts >
- Step 3 - Qualification >
- Step 4 - Employment >
- Step 5 - My Documents >
- STEP 6 - APPLY ONLINE >**
- My Applications >

My Profile

Testing Pnc

REGISTER USER License Expiration Date

Personal Information

Full Name	Testing Pnc
Email Address	
Date of Birth	27 Years
Gender	Unspecified
Phone	01234 567890

پہلے سٹیپ میں یہاں کلک کر کے احتیاط سے اپنے ذاتی قوائف کا اندراج کریں۔

یاد رکھیں! اس مرحلے پر قوائف کے اندراج میں ذرا سی غلطی آپ کے لئے مشکلات کا سبب بن سکتی ہے۔

Welcome to Pakistan Nur... x +

online.pnc.org.pk/nuser/mprofile/ Search

Pakistan Nursing Council Home Dashboard Requirements and Procedure Online Services Welcome testing pnc

Welcome To Pakistan Nursing Council's User Portal Welcome testing pnc

Dashboard Personal Info [Edit Personal Info](#)

Step 1 - Personal Info >

Step 2 - Contacts >

Step 3 - Qualification >

Step 4 - Employment >

Step 5 - My Documents >

STEP 6 - APPLY ONLINE >

My Applications >

Testing Pnc

✉

📅 02 Jan 1990

[Edit Photograph](#)

160x160

Full Name	Testing Pnc
Email Address	
Date of Birth	26 Years
Gender	Unspecified
Phone	01234 567890

اسی سٹیپ پر آپ یہاں کلک کر کے اپنی تصویر بھی اپلوڈ کر سکتے ہیں۔

The screenshot shows the user portal for the Pakistan Nursing Council. The user is logged in as 'Testing Pnc'. The 'Personal Info' section is active, and the 'Edit Photograph' button is highlighted with a yellow arrow. The user's profile information is as follows:

Full Name	Testing Pnc
Email Address	
Date of Birth	26 Years
Gender	Unspecified
Phone	01234 567890

دوسرے سٹیپ پر اپنے رابطے کی درست اور تازہ ترین معلومات کا اندراج کریں۔

یاد رکھیں! اپ کو کارڈ وغیرہ ارسال کرنے یا آپ سے رابطہ کرنے کے لیے (پی این سی) اسٹاف اسی معلومات کا استعمال کرے گا۔

Welcomel to Pakistan Nur... × +

online.pnc.org.pk/huser/mcontacts/update

Search

Pakistan Nursing Council Home Dashboard Requirements and Procedure Online Services Welcome testing pnc

Welcome To Pakistan Nursing Council's User Portal Welcome testing pnc

Dashboard

Contacts Information Save and Return

Step 1 - Personal Info >

Step 2 - Contacts >

Step 3 - Qualification >

Step 4 - Employment >

Step 5 - My Documents >

STEP 6 - APPLY ONLINE >

My Applications >

Present Address

Present Address *

Country* State / Province / Region* City / Town*

Pakistan Punjab (PAK) Rawalpindi

District Division Email

Jhelum Lahore enter contact email address here

Phone No. Mobile No. Fax No.

0301 2345678 0301 2345678 0301 2345678

Permanent Address Use Same As Present Address

تیسرے سٹیپ میں اپنی تعلیمی قابلیت کا درست اندراج کریں۔ جس
جس تعلیمی قابلیت کا آپ اندراج کریں گے اس کی دستاویزات آپ
کو پانچویں سٹیپ میں فراہم کرنا ہوں گی۔

The screenshot displays the user portal of the Pakistan Nursing Council. The browser address bar shows the URL online.pnc.org.pk/nuser/mqualification/. The page header includes the council's logo and name, along with navigation links: Home, Dashboard, Requirements and Procedure, Online Services, and a dropdown menu for 'Welcome testing pnc'. The main content area is titled 'Qualification History' and features a sidebar with steps: Step 1 - Personal Info, Step 2 - Contacts, Step 3 - Qualification (highlighted), Step 4 - Employment, Step 5 - My Documents, STEP 6 - APPLY ONLINE, and My Applications. The main table lists four qualification categories, each with an 'Add New' button: Matriculation*, Academic Qualifications, Professional / Basic Qualification, and Specialities.

Dashboard	Qualification History
Step 1 - Personal Info >	Matriculation* Add New
Step 2 - Contacts >	Academic Qualifications Add New
Step 3 - Qualification >	Professional / Basic Qualification Add New
Step 4 - Employment >	Specialities Add New
Step 5 - My Documents >	
STEP 6 - APPLY ONLINE >	
My Applications >	

چوتھے سٹیپ میں اپنے کام کے تجربے کی معلومات فراہم کریں۔
جس جس ادارے میں کام کے تجربے کا آپ اندراج کریں گے اس
کی دستاویزات آپ کو پانچویں سٹیپ میں فراہم کرنا ہوں گی۔

The screenshot displays the Pakistan Nursing Council's User Portal. The browser address bar shows the URL online.pnc.org.pk/nuser/memployment/. The page header includes the Pakistan Nursing Council logo and navigation links: Home, Dashboard, Requirements and Procedure, Online Services, and Welcome testing pnc. The main content area is titled "Employment History" and features a table with one entry for a "Staff Nurse" position at Liaquat National Hospital. The entry details include the duration from 16 Feb 2010 to 11 Aug 2013 and the employment type as "Private". There are "Add New" and "Edit" buttons associated with the entry. A sidebar on the left contains navigation steps: Step 1 - Personal Info, Step 2 - Contacts, Step 3 - Qualification, Step 4 - Employment (highlighted), Step 5 - My Documents, STEP 6 - APPLY ONLINE, and My Applications.

Dashboard	Employment History						
Step 1 - Personal Info >	<h3>Employments</h3> <p>Add New</p> <table border="1"><tr><td>Staff Nurse At Liaquat National Hospital</td><td>Edit</td></tr><tr><td>Duration 16 Feb 2010 To 11 Aug 2013</td><td></td></tr><tr><td>Employment Type "Private"</td><td></td></tr></table>	Staff Nurse At Liaquat National Hospital	Edit	Duration 16 Feb 2010 To 11 Aug 2013		Employment Type "Private"	
Staff Nurse At Liaquat National Hospital		Edit					
Duration 16 Feb 2010 To 11 Aug 2013							
Employment Type "Private"							
Step 2 - Contacts >							
Step 3 - Qualification >							
Step 4 - Employment >							
Step 5 - My Documents >							
STEP 6 - APPLY ONLINE >							
My Applications >							

پانچویں سٹیپ میں اپنے ڈاکومینٹس، جیسا کہ قومی شناختی کارڈ،
ڈومیسائل، اور سگنیچر وغیرہ کو سکین کر کے اپلوڈ کریں۔

Dashboard

- Step 1 - Personal Info >
- Step 2 - Contacts >
- Step 3 - Qualification >
- Step 4 - Employment >
- Step 5 - My Documents >
- STEP 6 - APPLY ONLINE >**
- My Applications >


Documents

Signatures

Please Upload Signature Scanned Copy.

Upload Signature

No file selected.




Remove This

NIC

Please Upload nic scanned copy. Maximum 2 are allowed. Front and Back or Both on Same Page.

Choose NIC File

No file selected.



Remove This

اسی سٹیپ میں اپنی تعلیمی قابلیت کے ڈاکومینٹس جیسا کہ ڈگریاں یا مارکس شیٹ وغیرہ، اور اپنے کام کے تجربے کے ڈاکومینٹس، جیسا کہ ایکسپیرینس سرٹیفکیٹ وغیرہ سکین کر کے اپلوڈ کریں۔

Pakistan Nursing Council Home Dashboard Requirements and Procedure Online Services>Welcome testing pnc

Upload

Qualification Documents


Please Upload Scan Copies of your Qualificatoin Documents

Qualification
please choose a qualification


Document Type
Degree

Choose Qualification File
Browse... No file selected.

Upload



Degree of Generic BSN - Remove




Degree of Matric Science - Remove

Employments Documents

Please Upload Scan Copies of your Employments Documents

Employment
Choose an Employment

Document Type
Experience Letter



ڈاکومینٹس سکین کرنے کے لیے آپ اپنے سمارٹ فون کا کیمرہ بھی استعمال کر سکتے ہیں۔ لیکن تصویریں صاف نظر آنی چاہیے۔ اس مقصد کے لیے آپ کے فون کا کیمرہ کم سے کم 8 میگا پکسل کا ہونا چاہیے۔ ڈاکومینٹس تصویری فارمیٹ میں ہوں، پی ڈی ایف فارمیٹ قابل قبول نہیں ہوگا۔

یاد رکھیں! ڈاکومینٹس کی تصویریں صاف نہ ہونے کی صورت میں آپ کو رجسٹریشن کے عمل میں غیر ضروری تاخیر اور پریشانی کا سامنا کرنا پڑ سکتا ہے۔



ڈوکمنٹس اپلوڈ کرنے کے بعد آن لائن اپلائی کرنے کے لیے درست آپشن کا انتخاب کریں۔

The screenshot displays the user portal for the Pakistan Nursing Council. The page is titled 'Welcome To Pakistan Nursing Council's User Portal' and 'Welcome testing pnc'. The main navigation bar includes 'Home', 'Dashboard', 'Requirements and Procedure', 'Online Services', and 'Welcome testing pnc'. The left sidebar shows a 'Dashboard' menu with steps: Step 1 - Personal Info, Step 2 - Contacts, Step 3 - Qualification, Step 4 - Employment, Step 5 - My Documents, **STEP 6 - APPLY ONLINE**, and My Applications. The main content area is titled 'Apply Online' and features two registration options:

- Provisional Registration:** Includes a document icon and the text: 'Who are Eligible? Provisional registration (6 Months) applies to persons required to complete a period of approved supervised practice to become eligible for general registration.' A green button labeled 'Apply for Provisional Registration.' is present.
- Regular Registration:** Includes a person icon and the text: 'Who are Eligible? Regular Registration (5 Years) applies to persons required to complete a period of approved supervised practice to become eligible for general registration.' A green button labeled 'Apply for Regular Registration.' is present.

دی گئی ہدایت کو غور سے پڑھیں اور اپلائے کر دیں۔



Dashboard

- Step 1 - Personal Info >
- Step 2 - Contacts >
- Step 3 - Qualification >
- Step 4 - Employment >
- Step 5 - My Documents >
- STEP 6 - APPLY ONLINE >**
- My Applications >

Apply For Regular Registration (5 Years)

BEFORE YOU BEGIN, READ THE APPLICATION INSTRUCTIONS CAREFULLY

1. Candidates are required to have a valid personal e-mail ID. In case a candidate does not have a valid personal e-mail ID, he/she should create his/her new e-mail ID before applying online.
2. The name of the candidate or his/ her father/ etc should be spelt correctly in the application as it appears in the licence card issued from PNC.
3. On successful submission of application details, the system will generate a **unique Token Code** for the application. You should note / remember your system generated Token Code. Token Code for future reference and use.
4. Before applying the system will check for upload the duly attested Photograph, Signature, NIC, Domicile, Qualification, Employment Documents as mentioned in Document Submission Instructions for Online Registrations.
5. After submitted the proceed button the system will check for the uploaded documents. Kindly upload the documents as per Documents type. The Self-Attested Scan Documents are to be uploaded in particular order no request for wrong upload will be entered later.
6. The applicant is allowed to change the details as provided before the successful payment, no further updates will be entertained thereafter. For any kind of correction after issuing of Registration Card will be entertained only after submission of correction fee at Pakistan Nursing Council.
7. After you click the successful completion of all details, system will ask you to make the payment (Refer Fee Structure).
8. The system will provide you with options "Acknowledgment" on successful submission of application online.

Note - Please note that applicant has to come in person along with original documents for verification at the office of Pakistan Nursing Council.

Understood and Proceed Next

اگر آپ نے کوئی ضروری ڈاکومنٹ وغیرہ فراہم نہیں کیا ہوگا تو سسٹم آپ کو اگلی سکرین میں متنبہ کرے گا۔ ایسی صورت میں مطلوبہ ڈاکومینٹس اپلوڈ کر کہ دوبارہ کوشش کریں۔

The screenshot displays the Pakistan Nursing Council's User Portal. The page title is "Apply For Regular Registration (5 Year)". The navigation menu includes "Home", "Dashboard", "Requirements and Procedure", "Online Services", and "Welcome testing pnc". The main content area shows a progress bar with three steps: "1 - Registration", "2 - Make Payment", and "3 - Print Application". Below the progress bar, there is an "Errors" section with the following messages:

- You Did not Upload the Picture of yours. Please Upload your Pictures first.
- You Did not uploaded the Documents for Matric Science Qualification
- You Did not Added Your Professional Qualification. Add some first and then apply.

Please Upload the Above Documents First in My Documents Section. Then Try to Apply Again.

The left sidebar contains a "Dashboard" menu with the following items:

- Step 1 - Personal Info
- Step 2 - Contacts
- Step 3 - Qualification
- Step 4 - Employment
- Step 5 - My Documents
- STEP 6 - APPLY ONLINE
- My Applications

چالان فارم حاصل کرنا

اگلی سکرین پر درکار معلومات فراہم کرنے پر سسٹم آپ کو آپ کی درخواست کی نوعیت کے مطابق درکار فیس کے بارے میں بتا دے گا۔ چالان فارم حاصل کرنے کے لئے ڈاؤن لوڈ کے بٹن کو کلک کریں۔

The screenshot shows the Pakistan Nursing Council online registration portal. A modal window titled "Fee Details" is displayed, containing the following text:

Fee For This Application is : Rs: 1500

Kindly Prepare a Bank Draft In Favor of Pakistan Nursing Council of above Amount. Then Came back and enter Fee details to Continue..

In the bank, counter staff will retain one counterfoil with them and return two counterfoils to you. Please retain both the copies with you. No need to send the counterfoil to Pakistan Nursing council.

Close

The background shows the registration form with the following fields:

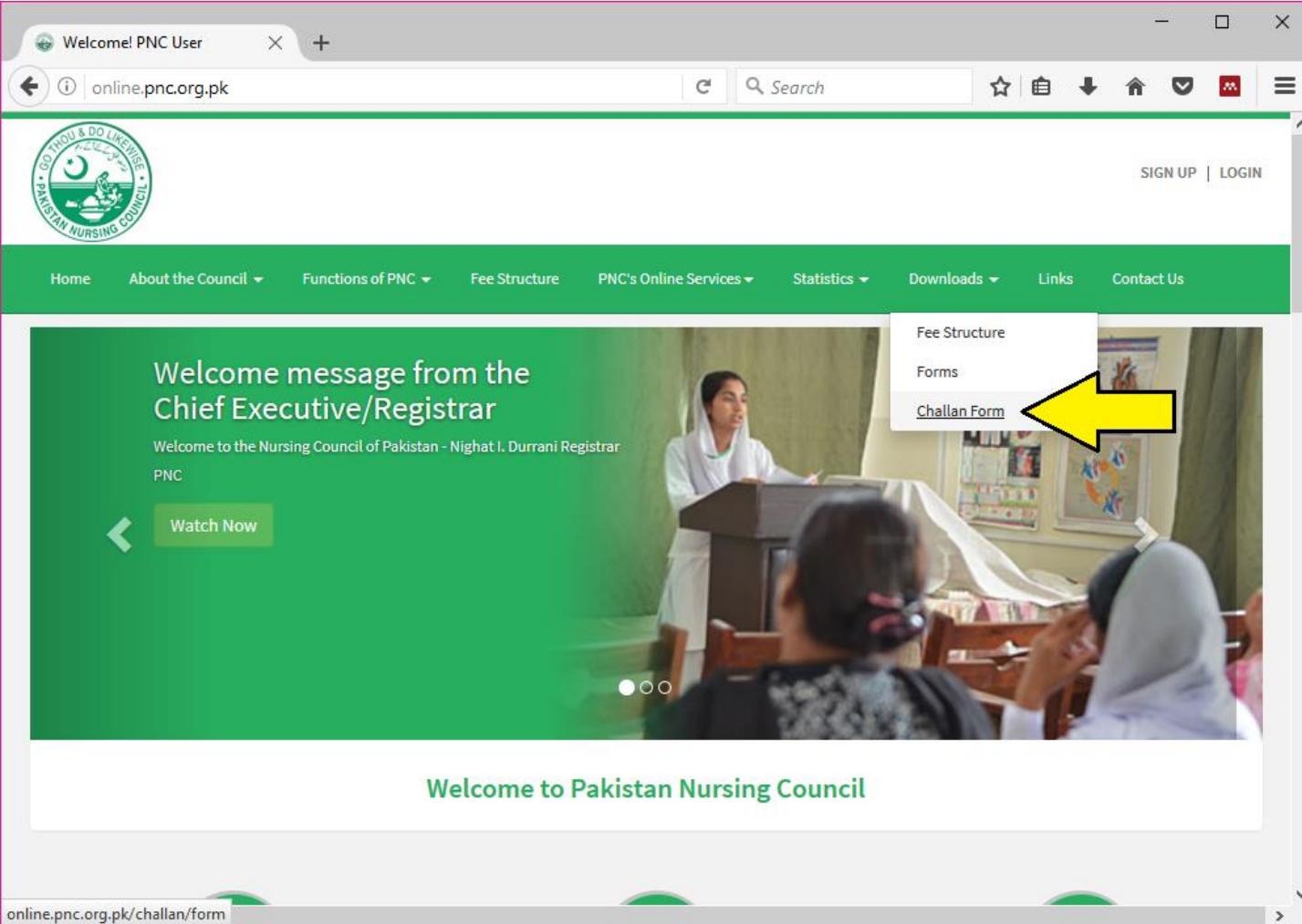
- Nationality: For Pakistani, For Foreigners
- Fee Status: Normal, Urgent, Late
- Fee Amount To Be Submitted: 1500
- Total Fee to Be Submitted: 1500

A note at the bottom of the form reads: "Note : Please Download The Challan Form From This Link [Download](#) And Submit On Any HBL Branch , And upload Scan copy of it." A yellow arrow points to the "Download" button.

Below the note, there is a checkbox: I have Submitted The Fee, proceed to upload the challan form . *

چالان فارم حاصل کرنا

آپ چالان فارم حاصل کرنے کے لئے کسی بھی وقت ہوم پیج پر موجود اس آپشن پر بھی کلک کر سکتے ہیں۔



The screenshot shows the website interface for the Pakistan Nursing Council. The browser address bar displays 'online.pnc.org.pk'. The website header includes the PNC logo and navigation links: Home, About the Council, Functions of PNC, Fee Structure, PNC's Online Services, Statistics, Downloads, Links, and Contact Us. A dropdown menu is open under 'PNC's Online Services', showing options for 'Fee Structure', 'Forms', and 'Challan Form'. A yellow arrow points to the 'Challan Form' option. The main content area features a video player with the title 'Welcome message from the Chief Executive/Registrar' and a 'Watch Now' button. Below the video, a banner reads 'Welcome to Pakistan Nursing Council'. The browser's address bar at the bottom shows the URL 'online.pnc.org.pk/challan/form'.

چالان فارم حاصل کرنا

اگلی سکرین پر چالان فارم حاصل کرنے کے لئے مطلوبہ
قوائف کا اندراج کریں۔

Welcome! PNC User

online.pnc.org.pk/challan/form

Search

Welcome, testing.pnc
DASHBOARD | SIGN OUT

Home About the Council Functions of PNC Fee Structure PNC's Online Services Statistics Downloads Links Contact Us SIGN OUT

Challan Form

HOME / CHALLAN FORM

Registration Type

Registration Pre-Registration

Full Name: *
Testing PNC

Father Name: *
Testing PNC

CNIC NO: *
22222-2222222-2

Phone NO: *
01234567890

PNC Reg NO (if any)

Generate Challan Form Cancel

چالان فارم حاصل کرنا

قوائف کا اندراج کرنے پر سسٹم آپ کے نام سے خود بخود چالان فارم بنا دے گا۔

چالان فارم کو پرنٹ کریں اور حبیب بینک لمیٹڈ کی کسی بھی قریبی برانچ میں جمع کرا دیں۔

ایک کاپی آپ کے پاس رہے گی جبکہ دوسری کاپی بینک کے پاس رہے گی۔

http://onli...GUH6h-m2488 × +

online.pnc.org.pk/challan/print/GUH6h-m2488

Search

☆ ⚙ ⬇ ⏪ ⏩ ☰

PAKISTAN NURSING COUNCIL
Park Road, Near NIH, Chak Shehzad
Islamabad. Phone: 051-9255805
Habib Bank Limited
Account No: 00427991718503

HBL HABIB BANK
HABIB BANK
HABIB BANK

Registration Type: Registration Challan NO: C-04-2017-452

Registration Type: Registration Depositor Copy

Date: **07-04-2017** PNC Reg No (if any): _____
Name: **Testing PNC** Father Name: **Testing PNC**
CNIC: **22222-2222222-2** Phone No: **01234567890**

Tick/Fill the appropriate fee boxes:

<input type="checkbox"/>	New Registration	Rs. 1,500/-
<input type="checkbox"/>	Renewal Fee	Rs. 1,500/-
<input type="checkbox"/>	Duplicate Fee	Rs. 1,500/-
<input type="checkbox"/>	Provisional Fee (Rs. 500 per DMC)	Rs.
<input type="checkbox"/>	New Entry Fee (Rs. 500 per Diploma/Degree)	Rs.
<input type="checkbox"/>	Late Fee (Rs. 400/- per Year)	Rs.
<input type="checkbox"/>	Urgent Fee	Rs. 1,000/-
<input type="checkbox"/>	Verification Fee (Local)	Rs. 300/-
<input type="checkbox"/>	Verification Fee (Foreign)	Rs. 5,000/-
<input type="checkbox"/>	Any Other Fee	Rs.
<input type="checkbox"/>	Total Amount	Rs.

Total Amount in Words: _____

Depositor: _____ Cashier: _____

PAKISTAN NURSING COUNCIL
Park Road, Near NIH, Chak Shehzad
Islamabad. Phone: 051-9255805
Habib Bank Limited
Account No: 00427991718503

HBL HABIB BANK
HABIB BANK
HABIB BANK

Registration Type: Registration Challan NO: C-04-2017-452

Registration Type: Registration Bank Copy

Date: **07-04-2017** PNC Reg No (if any): _____
Name: **Testing PNC** Father Name: **Testing PNC**
CNIC: **22222-2222222-2** Phone No: **01234567890**

Tick/Fill the appropriate fee boxes:

<input type="checkbox"/>	New Registration	Rs. 1,500/-
<input type="checkbox"/>	Renewal Fee	Rs. 1,500/-
<input type="checkbox"/>	Duplicate Fee	Rs. 1,500/-
<input type="checkbox"/>	Provisional Fee (Rs. 500 per DMC)	Rs.
<input type="checkbox"/>	New Entry Fee (Rs. 500 per Diploma/Degree)	Rs.
<input type="checkbox"/>	Late Fee (Rs. 400/- per Year)	Rs.
<input type="checkbox"/>	Urgent Fee	Rs. 1,000/-
<input type="checkbox"/>	Verification Fee (Local)	Rs. 300/-
<input type="checkbox"/>	Verification Fee (Foreign)	Rs. 5,000/-
<input type="checkbox"/>	Any Other Fee	Rs.
<input type="checkbox"/>	Total Amount	Rs.

Total Amount in Words: _____

Depositor: _____ Cashier: _____

بنک میں فیس جمع کرانے کے بعد دوبارہ چھٹے سٹیپ پر جمع شدہ چالان فارم کی کاپی سکین کر کے تفصیلات کے ساتھ اپلوڈ کریں اور اصلی کاپی اپنے پاس رکھیں۔ یاد رہے آپ کو چالان فارم (پی این سی) پوسٹ کرنے کی ضرورت نہیں۔

Welcome to Pakistan Nur... × +

online.pnc.org.pk/user/registration/regular-registration/apply

Search

Pakistan Nursing Council

Home Dashboard Requirements and Procedure Online Services Welcome testing pnc


Branch Name* HBL, Bahadurabad, Karachi

Instrument No* C-04-2017-452

Amount You Have Submitted* 1500

Submitted Date On Draft/Check* 07-04-2017

Choose Bank Challan File* Browse... Untitled.jpg



Submit Application

online.pnc.org.pk/user/registration/regular-registration/apply#Close

درخواست کی تکمیل

چالان فارم اپلوڈ کرتے ہی آپکی رجسٹریشن کی درخواست (پی این سی) کو موصول ہو جائے گی۔
یاد رکھیں! اب آپ ویب سائٹ پر اپنی دی گئی معلومات میں ردوبدل نہیں کر سکیں گے۔
آپ اپنے درخواست فارم کو پرنٹ بھی کر سکتے ہیں لیکن کوئی چیز ڈاک کے ذریعے پوسٹ کرنے کی ضرورت نہیں۔

The screenshot shows the Pakistan Nursing Council's online application history page. The browser address bar displays 'online.pnc.org.pk/nuser/mapplication/history'. The page header includes the council's logo and name, along with navigation links for Home, Dashboard, Requirements and Procedure, Online Services, and a welcome message. A red notification banner states: 'Note: Your Application has been RECEIVED & IN PROGRESS. See Your Applications Here. Your Profile and Other data is locked and you cannot update any information Unless PNC has verified your data and approved your application.' The main content area is titled 'My Applications' and features a success message: 'Success! Your Record has been Inserted successfully'. Below this is the 'Application History' section, which includes a warning: 'Please dont forget to print the Acknowledgement receipt since the acknowledgement receipt number is needed for any further tracking.' A table lists the application details:

Token Code	Application	Licence Category	Priority	Submitted On	Updated On	Status	Action
D-Apr-17-238169	Registration	NURSE	Normal	07 Apr 2017	07 Apr 2017	APPLIED	Print Application

Total Applications : 1

درخواست کا سٹیٹس جاننا

اس لنک کے ذریعے آپ کسی بھی وقت یہ جان سکتے ہیں کہ آپ کی درخواست کس مرحلے میں ہے۔

The screenshot shows the website of the Pakistan Nursing Council. The browser address bar displays 'online.pnc.org.pk'. The website header includes the council's logo and navigation links: Home, About the Council, Functions of PNC, Fee Structure, PNC's Online Services, Statistics, Downloads, Links, and Contact Us. A dropdown menu is open under 'PNC's Online Services', listing options: Apply For a Licence Online, Renew a license Online, Apply For a Duplicate License, Online License Verification, **Check Application Status** (highlighted with a yellow arrow), Nursing Council Licensing Examination, Requirements and Procedure, and Guides. The main content area features a 'Welcome message from the Chief Executive/Registrar' with a 'Watch Now' button. Below this, a video player shows a classroom scene. At the bottom, a banner reads 'Welcome to Pakistan Nursing Council'. The browser address bar at the bottom shows 'online.pnc.org.pk/track-your-application'.

رجسٹریشن کے عمل میں کسی دشواری یا شکایات کی صورت میں ویب سائٹ کے ہوم پیج پر دیے گئے آپشن کا استعمال کریں۔

>Welcome! PNC User

online.pnc.org.pk

Home About the Council Functions of PNC Fee Structure PNC's Online Services Statistics Downloads Links Contact Us

Online Registration

In only five (5) simple steps, you will be able to apply online or track the progress of an application using our FREE Online Check Application status service.

[Visit Online Registration »](#)

Online Renewal

Renewing your license online is fast and easy. You can update your home address and statistical information during the process. You will be able to apply online or track the progress of an application using our FREE Online Check Application status service.

[Visit Online Renewal Now »](#)

Online Verification

Verify Person's Licence and track the progress of an application using our Online Verification service.

[Launching Soon »](#)

Online Nursing Examination

Anyone who wants to practice as a registered or practical nurse in the Pakistan must be licensed by the Pakistan Nursing Council. To obtain this license, one must pass the Council Licence Examination for Registered Nurses.

[Launching Soon »](#)
The schedule and result of the Exams will also be published online on Pakistan Nursing Council Site.

File a Complaint Online

Submit a new complaint online about your application issues to Pakistan Nursing Council.

[Submit a Complaint Now »](#)

PNC Nursing Statistics

Description	Active
Registered Nurses	72,322
Registered Lady Health Visitors	12,389
Registered Midwives	14,331
Registered Community Midwives	983
Registered Licensed Practical Nurses	198

پاکستان نرسنگ کونسل

نیشنل انسٹیٹیوٹ آف ہیلتھ، پارک روڈ، چک شہزاد، اسلام آباد، پاکستان

لینڈ لائن

+92-51-9255119

ہیلپ لائن

+92-51-9255805

فیکس

+92-51-9255813

ای میل

queryatpnc@gmail.com

ویب سائٹ

<http://online.pnc.org.pk>

Acknowledgement:
Ms. Nasreen Ghani
Mr. Khalil Ahmed Jatt
Ms. Shamim Akhtar
Ms. Bushra A. Rehman
Ms. Nosheen Saleem
Mr. Irfan Rehman

User Manual Developed by:
**Pakistan Nursing Council Registration
Committee**